

1. THE GREAT BANYAN TREE

Note: Read and write in GK copy.

The Banyan tree is a magical tree.



It is the National Tree of India.



It gives lots of shade. People sit under the shade and chat for long hours.



The roots of the tree are used for brushing teeth.



Fibre from the bark of the banyan tree is used for making ropes and paper.



Its wood is used as firewood.










Leaves are used as plates.

2. BODY CHECK

Class II

Note: Read and write in your copy and learn

All animals look different from one another. Some have special body parts. Name the following body parts.



antlers, fins, shell, hump, tusk, hoof, horn, fang, mane

FACT BITE

A camel's hump stores fat.

EXPLORE


Sit outdoors and look at any two animals. Compare their body parts.

3. PLANTS PROVIDE

Class II

Note: Read and write in your GK copy and learn

Plants are very useful and we get many things from them.
Match the thing to the plant we get it from.



FACT BITE

Rubber is made from latex which we get from the rubber tree.

EXPLORE

Look at potatoes where they are sold. They are... what does this tell you?

4. WORLD OF WATER ANIMALS

Animals live on land and even in water. How well do you know these water animals? Choose the right answer and fill in each blank.



1. Octopus

2. Whale



3. Shrimp



4. Starfish

5. Seahorse



FACT BITE

Starfish can have up to 16 arms.

Whale, Octopus, Starfish, Shrimp, Seahorse



6. Dolphin



8. Shark



7. Pufferfish



9. Tortoise



10. Crab

EXPLORE

With an aquarium or zoo, you can observe animals and learn about their habitats. The internet is also a great resource for learning more about nature.

Dolphin, Pufferfish, Shark
Crab, Tortoise